

Lulu School

1A

This book belongs to: _____



1875

1875

CONTENTS

1	Hello	1
	Homework.....	5
2	Toys.....	8
	Homework.....	13
3	In the classroom.....	16
	Homework.....	20
4	Things at school.....	24
	Homework.....	28
5	Drawing and writing.....	32
	Homework.....	36
6	Clothes.....	40
	Homework.....	44
7	My friends.....	48
	Homework.....	52
8	Jobs.....	56
	Homework.....	61
9	Counting to ten.....	65
	Homework.....	69
10	Faces.....	73
	Homework.....	77
	Test 1(Units 1-3).....	81
	Test 2(Units 3-5).....	89
	Test 3(Units 6-8).....	97
	Test 4(Units 9-10).....	105

1 Hello

A Learn these sentences.

Good morning, boys and girls.


Good morning, Miss.

I am Mary.


Hello, Mary.
My name is Tom.

B Dialogue

1




2



C Read and say.

1 Good morning.
I am Tom.



Good morning, Tom.



2 My name is Mary.



Hello, Mary.



3 Goodbye, Tom.




Goodbye, Mary.



Say 'hello' to a friend.

D Do you remember these letters?



E Dialogue



Unit 1

Mark: _____

Date: _____

A Fill in the blanks.

morning Mary afternoon boys Tom girls

1

Hello. My name is _____.


Hello. My name is _____.



2

Good morning,
boys and girls.

Good _____,
Miss.



3

Good afternoon,
_____ and _____.

Good _____,
sir.



Unit 1


Mark: _____

Date: _____


B Fill in the blanks.

Hello, Ann. Goodbye, Tom.
Good morning, sir. Good afternoon, Miss.

1




2



3

Hello. My name is Ann.



4

Goodbye, Ann.



Unit 1

Mark: _____

Date: _____

C Fill in the blanks.


1

What is your name?



Spell _____, Ann.

_____ Ann.



A-N-N.

2

What _____ ?



_____, Tom.

My name is Tom.



T-O-M.

2 Toys

A Talk about the picture.



What can you see in the picture?

I can see a boat.

1



a doll

2



a ball

3



a bus

4



a car

5



a plane

6




a boat



B Learn these sentences.

1



This is a bus.

2



This is a ball.

3



This is a car.

4



This is a doll.

5



This is a boat.

6



This is a plane.



C Fun reading


1

Say after me,
boys and girls.
This is a doll.



2

This is a bus.



3

This is a car.



4

This is a ball.



Now act the story.

D Dialogue


1

This is Mary.




2

Good afternoon.
I am Mary.



3

This is Tom.




4

Hello. My name is Tom.



E Yes or No


1



This is a bus.

Yes No

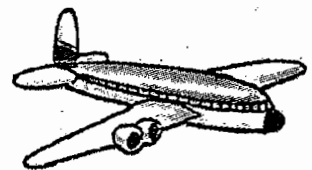
2



This is a doll.

Yes No

3



This is a plane.

Yes No

4



This is a boat.

Yes No

5



This is Tom.

Yes No

6



This is Mary.


Yes No

Unit 2

Mark: _____


Date: _____

B Fill in the blanks.



I am Tom.
Look at my toys.

1 This is a



2



3 This is



4



5 This



6



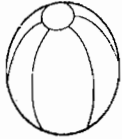
Unit 2

Mark: _____

Date: _____

C Write Yes or No.

1



This is a ball.

2



This is a doll.

3



This a plane.

4



This is a bus.

5



This is a car.

6



This is a boat.

D Draw a toy and write a sentence about it.

This is _____.

Unit 2


Mark: _____

Date: _____

E Fill in the blanks.

1


This is a ball.



Yes.
This is a ball.

2


This is a doll.



No.
This is a _____.

3


This is Tom.



No.
This _____.

4


This is a bus.



Yes.
_____.

3 In the classroom

A Talk about the picture.



What can you see in the picture?

I can see a window.

1




a desk

2




a chair

3



a book

4



a window

5









a blackboard

6



a door

B Learn these sentences.

<p>1</p> <p>This is a book.</p> 	<p>2</p> <p>Point to a blackboard.</p> 
<p>3</p> <p>Stand up.</p> 	<p>4</p> <p>Sit down.</p> 
<p>5</p> <p>Come here.</p> 	<p>6</p> <p>Go back to your seat.</p> 

C Fun reading

1



2



3



4



Now act the story.

D Dialogue

Point to a desk,
please.




2

Point to a book,
please.



3

Stand up, please.



4

Sit down, please.



5

Come here.




6

Go back to your seat.




E Practise with your friend.

1 Come here, please.



2 Go back to your seat.



Unit 3

Mark: _____

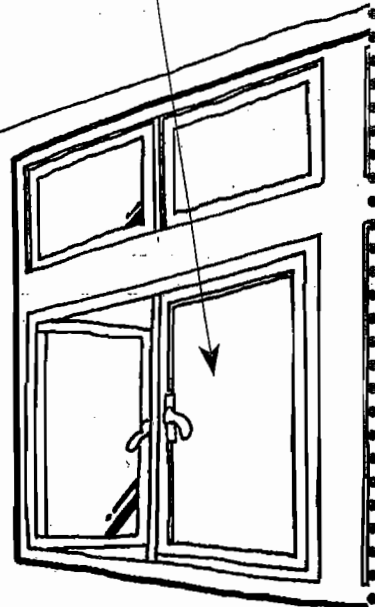
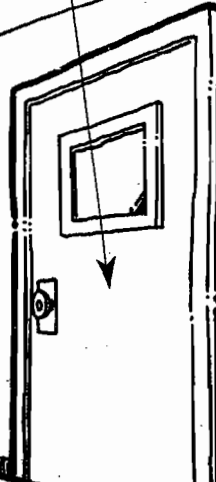
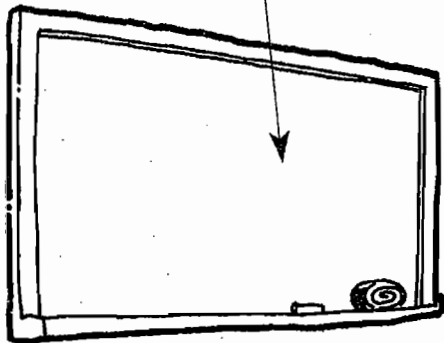
Date: _____

A Fill in the blanks.

1 This is a
b _____.

2 This is a
d _____.

3 This is a
w _____.



4 This is a
b _____.

5 This is a
d _____.

6 This is a
c _____.


Unit 3

Mark: _____

Date: _____

B Write sentences.


Go back to your seat.
Come here.
Spell your name, Tom.
Point to a desk.
Good afternoon, Miss.



1



2



3



4



1

2


3

4

5



5



Unit 3

Mark: _____

Date: _____

C Fill in the blanks.

to in up down

1



Stand _____, please.

Yes, sir.

2



Point _____ a chair.

3



Sit _____, please.


Yes, Miss.

4



Go back _____ your seat.

5



Say hello _____ your friend.

Hello.

6



What can you see _____ the picture?

A bus.

Unit 3

Mark: _____

Date: _____

D Fill in the blanks.

Spell


Point

Sit


Go

Stand

Come



1 _____ back to your seat.




2 _____ to the picture.

B-U-S



3 _____ bus.



4 _____ down, please.



5 _____ here.



6 _____ up.

4 Things at school

A Talk about the picture.



What can you see in the picture?

I can see a ruler.

1



a pen

2



a pencil

3




a ruler

4



a rubber

5



a bag

6




a pencil box

B Learn these sentences.

1 Give me a pen, please.

Here you are.

Thank you.



2

Give me a pencil, please.

Here you are.

Thank you.



3

Give me a rubber, please.

Here you are.

Thank you.




4

Give me a bag, please.


Here you are.

Thank you.



C Fun reading


1 Give me a pen, please.



2 Here you are.



3 Give me a rubber, please.



4 Here you are.




Now act the story.

D Dialogue

1 Please come in, Tom.

Thank you.



2 Sit down, please.

Thank you.



3 Give me a pen, please.

Here you are.



Thanks.



E Finish the sentences.

1 Give me your _____



, please.

2 Give me your _____



, please.

3 Give me your _____



, please.

4 Give me your _____



, please.

Unit 4

Mark: _____

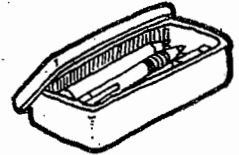
Date: _____

A Write sentences.

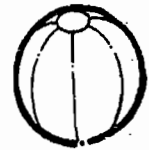
1 Give me a chair, please.




2



3



4



5



6



7



8




Unit 4

Mark: _____

Date: _____


B Fill in the blanks.




- 1 Tom : Give me a book, please.
Ann : Here you are.
Tom : Thank you.



- 2 Tom : Give me _____,
please.
Ann : Here _____.
Tom : _____ you.



- 3 Tom : Give _____,
please.
Ann : Here _____.
Tom : Thank _____.



- 4 Tom : Give _____,
_____.
Ann : _____.
Tom : _____.

Unit 4

Mark: _____

Date: _____


C Fill in the blanks.

am

is


are

1




Tom : This _____ Mary.
Mary : Hello. I _____ Mary.

2




Mary : This _____ a doll.
Tom : Give me your doll, please.
Mary : Here you _____.

3



Sam : What _____ your name?
Tom : My name _____ Tom.

4



Tom : I _____ a boy.
You _____ a girl.

Unit 4

Mark: _____


Date: _____

D Choose the right answer.

e.g. This (is/are) a book.




1 Mary : I (am/is) a girl.
My name (is/a) Mary.





2 Mary : This (is/a) Tom.
Tom is (my/a) friend.

E Put the words in the right order.




1 Tom./ Please/ in,/ come

2 boat,/ Give/ please./ a/ me



3 your/ is/ What/ name?

4 back/ seat./ your/ Go/ to



5 Drawing and writing

A Talk about the picture.



What can you see in the picture?

I can see a dog.

1



a dog

2



a cat

3



a bird

4



a fish

5



a hen


6




a rabbit

B Learn these sentences.

1 Come here, children.




2 Draw a fish, Tom.




3 Write a sentence, Peter.



4 Look at the blackboard, Mary.



5 Read the sentence, Mary.




6 This is a fish.



C Fun reading

1 Good morning, Mr Pen.
Draw a bird, please.



2 This is a bird.



3 Draw a rabbit, please.



4 This is a rabbit.



5 Draw a fish.




D Dialogue




E Pair work: Say and do.

1 Look at the picture.



2 Look at the blackboard.




3 Look at your book.




4 Read your book.



5 Come here, Mary.



6 Go back to your seat.





Unit 5

Mark: _____


Date: _____

A Fill in the blanks.


1 This is a _____.




2 This is a _____.




3 This is a _____.



4 This is a _____.



5 This is a _____.



6 This is a _____.





Unit 5

Mark: _____

Date: _____

B Fill in the blanks.

Come Draw Write Look Read Go



Unit 5


Mark: _____

Date: _____

C Write sentences.

Thank you.
Fine, thanks.
Here you are.


How are you, Mary?
Point to a doll.




1 A : _____



2 B : _____



3 C : _____



4 D : _____




5 E : _____

Unit 5


Mark: _____

Date: _____


D Put the words in the right order.



1 Tom./ am/ I
I am Tom.




2 the/ blackboard./ Look/ at




3 children./ your/ Read/ books,



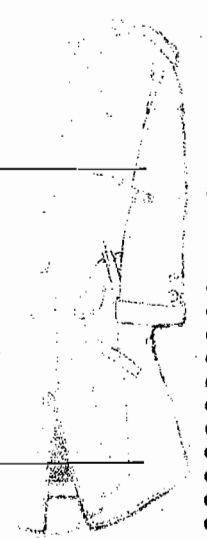
4 boys/ here,/ Come/ and/ girls.



5 Mary./ bird,/ a/ Draw



6 sentence,/ Write/ Tom./ a



6 Clothes

A Talk about the picture.



What can you see in the picture?

I can see a tie.

1



a dress

2



a tie

3



a shirt

4



a hat

5



a skirt

6




a coat

B Learn these sentences.

1 What is this?

It is a skirt.



2 What is this?

It is a tie.




3 What is this?

It is a coat.



4 What is this?

It is a hat.



5 What is this?

It is a dress.



6 What is this?

It is a shirt.




C Fun reading

1

What is this?

It is a bag.



2

What is this?

It is a bottle.



3

What is this?



4

It is a hat.




Now act the story.

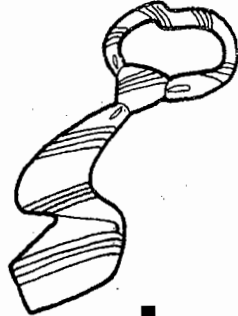
D An action rhyme

Mum has a needle.
Sew, sew, sew.
What is she making?
I don't know.

Mum has buttons.
One, two, three.
Mum is making a dress,
For me! Me! Me!



A Crossword puzzle.


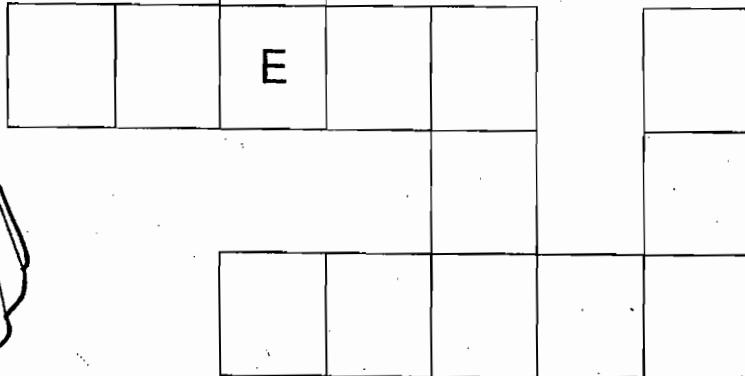


1 ↓


T
I



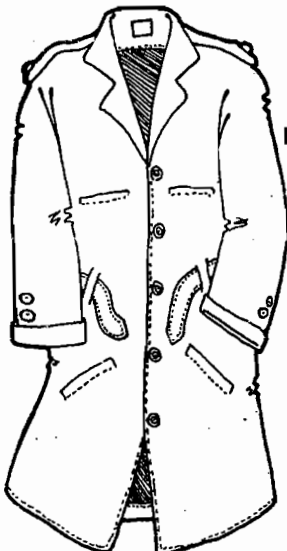
3 ↓



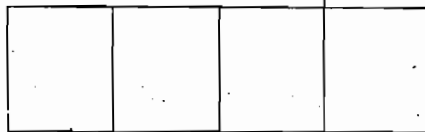
2 →



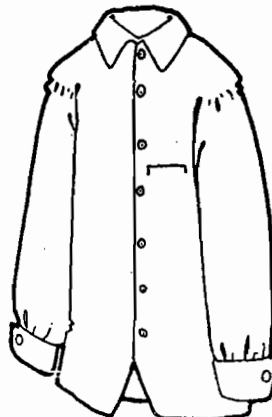
4 ←



5 →



6 ↑



Unit 6

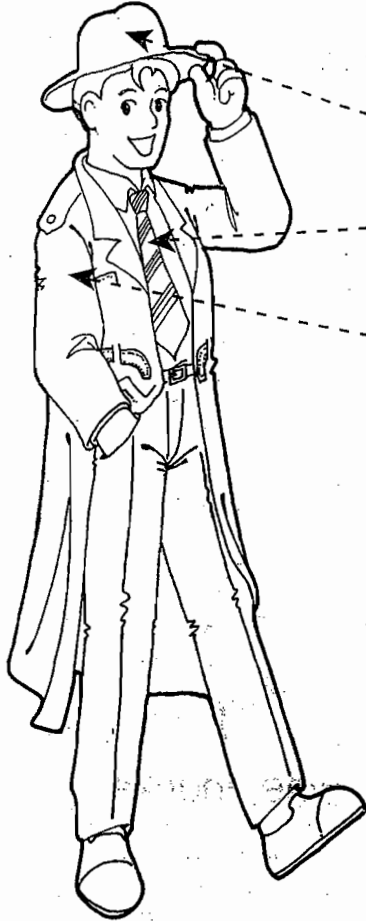
Mark: _____

Date: _____

B Write sentences.



What is this?




1 It is a _____

2 _____

3 _____

What is this?



4 _____

5 _____

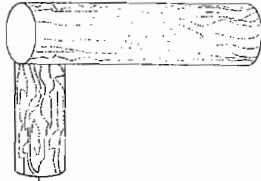
6 _____

Unit 6


Mark: _____

Date: _____

C Fill in the blanks.



What is this?
How are you?
What is your name?
I don't know.
It is a rabbit.



1

What is this?




2




Fine, thanks.

3

What is this?



4



It is a box.

Unit 6

Mark: _____

Date: _____

D Fill in the blanks.

I am You are It is



Paul/Tom

1 Paul : _____ a boy.


Tom : Yes.

2 Mary : My name is Mary.

_____ a girl.



Mary




Sam/Tom

3 Sam : _____ a cat.

Tom : No.

4 Mary : What is this?

Tim : _____ a plane.



Mary/Tim

7 My friends

A Talk about the picture.



What can you see in the picture?

I can see a girl.

1



a boy

2



a girl

3



a man

4



a woman

5



my friend

B Learn these sentences.

- 1 This is Mary.
She is a good girl.
She is my friend.




- 2 This is Tom.
He is a good boy.
He is my friend.



- 3 This is Miss Wong.
She is a nice woman.
She is my teacher.



- 4 This is Mr Lee.
He is a nice man.
He is a teacher.



- 5 This is Ann.
She is a good girl.
She is my friend.




- 6 This is Peter.
He is a good boy.
He is my friend.



C Fun reading

1 Hello, Betty.

Hello, Peter.



2 This is Don.
He is my friend.



3 This is Sally.
She is my friend.



4 Hello!



D Finish the sentences.

He She



1 This is Tom. He is a boy.

2 This is Betty. She is a girl.




3 This is Sally. _____ is a woman.

4 This is Don. _____ is a man.



E Pair work

This is Mary. She is my friend.



This is Peter. _____ my friend.

Unit 7

Mark: _____

Date: _____


A Fill in the blanks.

a boy

a girl

a man

a woman



- 1 John is _____
- 2 Betty is _____
- 3 Sally is _____
- 4 Sam is _____
- 5 Milly is _____
- 6 Tim is _____


Unit 7

Mark: _____

Date: _____

B Complete the sentences.

She He woman girl man boy



1 This is Miss Wong.
_____ is my teacher.
_____ is a nice _____.



2 This is Mr Chan.
_____ is my friend.
_____ is a nice _____.



3 This is John.
_____ is a good _____.
_____ is my friend.



4 This is Ann.
_____ is a good _____.
_____ is my friend.




Unit 7

Mark: _____

Date: _____

C Write He, She or It in the boxes.



Unit 7


Mark: _____

Date: _____

D Replace the underlined words with He, She or It.




- 1 Pam is a good girl.
Pam is my friend.



- 2 Miss Chan is my teacher.
Miss Chan is nice.



- 3 Sam is a nice man.
Sam is my friend.



- 4 Lucky is my good friend.
Lucky is a dog.

1 She

2 _____

3 _____

4 _____

Unit 7


Mark: _____

Date: _____


E Fill in the blanks.



1 This is Peter.
He is a boy.
He is my friend.



2 This is _____.
She _____.



3 This is _____.
He _____.



4 This is _____.
It _____.

8 Jobs

A Talk about the picture.



What can you see in the picture?

I can see a teacher.

1



a doctor

2



a teacher

3



a nurse

4



a postman

5



a fireman


6



a driver

B Learn these sentences.

- 1 This is Mr Wong.
What is he?
He is a fireman.



- 2 This is Mrs Wong.
What is she?
She is a teacher.



- 3 This is Miss Wong.
What is she?
She is a nurse.



- 4 This is Mr Ho.
What is he?
He is a driver.



- 5 This is Miss Chan.
What is she?
She is a doctor.



- 6 This is Mr Lee.
What is he?
He is a postman.




C Reading

1



This is Mr Chan.
He is a fireman.

2



This is Mr Lo.
He is a doctor.

3




This is Mrs Chan.
She is a nurse.

4




This is Miss Lee.
She is a teacher.

5



This is Mr Wu.
He is a postman.

6



This is Mrs Wu.
She is a driver.

D Answer the questions.

1



What is Mr Lo?
He is a fireman.

2



What is Miss Lee?
She is a teacher.

3



What is Mr Chan?
He is _____.

4



What is Mrs Chan?
She is _____.

5



What is Mrs Wu?
She is _____.

6



What is Mr Wu?
He is _____.

Unit 8


Mark: _____

Date: _____


A Fill in the blanks.



1 a nurse



2 _____



3 _____

B Answer the questions.



1 What is she?

She is a _____.



2 What is he?

He is _____.



3 What is she?

Unit 8

Mark: _____

Date: _____


C Fill in the blanks.

Mr Mrs Miss

1 _____ Lee

2 _____ Lee

3 _____ Lee



D Finish the sentences.



Mr Leung

- 1 What is Mr Leung?
Mr Leung is a fireman.
He is a fireman.



Miss Lee

- 2 What is Miss Lee?
Miss Lee is a _____.
_____ is a _____.



Mr Chan

- 3 What is Mr Chan?
Mr Chan is a _____.
_____ is a _____.

Unit 8

Mark: _____

Date: _____

E Fill in the blanks.



Mr Lo

1 What is Mr Lo?
He is _____.



Mr Lee

2 _____ Mr Lee?
He _____.




Miss Wong

3 _____?
She _____.



Mr Wu

4 _____?
_____.



Mrs So

5 _____?
_____.



Mr Au


6 _____?
_____.

Unit 8

Mark: _____

Date: _____

F Read and write.



Mrs Chan is a nurse.
Mr Chan is a fireman.
Mr Wu is a postman.

Mr Lo is a doctor.
Mrs Wu is a driver.



Mrs Chan

1 This is Mrs Chan.
She is a nurse.

2 This is _____.



Mr Lo

3 This _____.



Mrs Wu

4 _____.



Mr Chan


5 _____.



Mr Wu

9 Counting to ten

A Talk about the picture.



What can you see in the picture?

I can see four girls.

1



one boy

2



two hens

3



three cats

4



four girls

5



five dogs

6

6

six

7

7

seven

8

8

eight

9

9

nine


10

10


ten

B Fun reading

1 How many apples are there?
One apple.



2 How many apples are there?
Seven apples.



3 How many apples are there?
Four apples.



4 How many apples are there now?
No apples.



Now act the story.

C Pair work : Ask and answer the questions.

1




How many dogs are there?
Two dogs.

2



How many birds are there?
Eight birds.

3




How many cars are there?
Four cars.

4




How many boys are there?
Five boys.

5



How many girls are there?

6



How many balls are there?

D An action rhyme



One, two,
Put on your shoe.

Three, four,
Shut the door.




Five, six,
Pick up sticks.



Seven, eight,
Shut the gate.

Nine, ten,
Say it again.

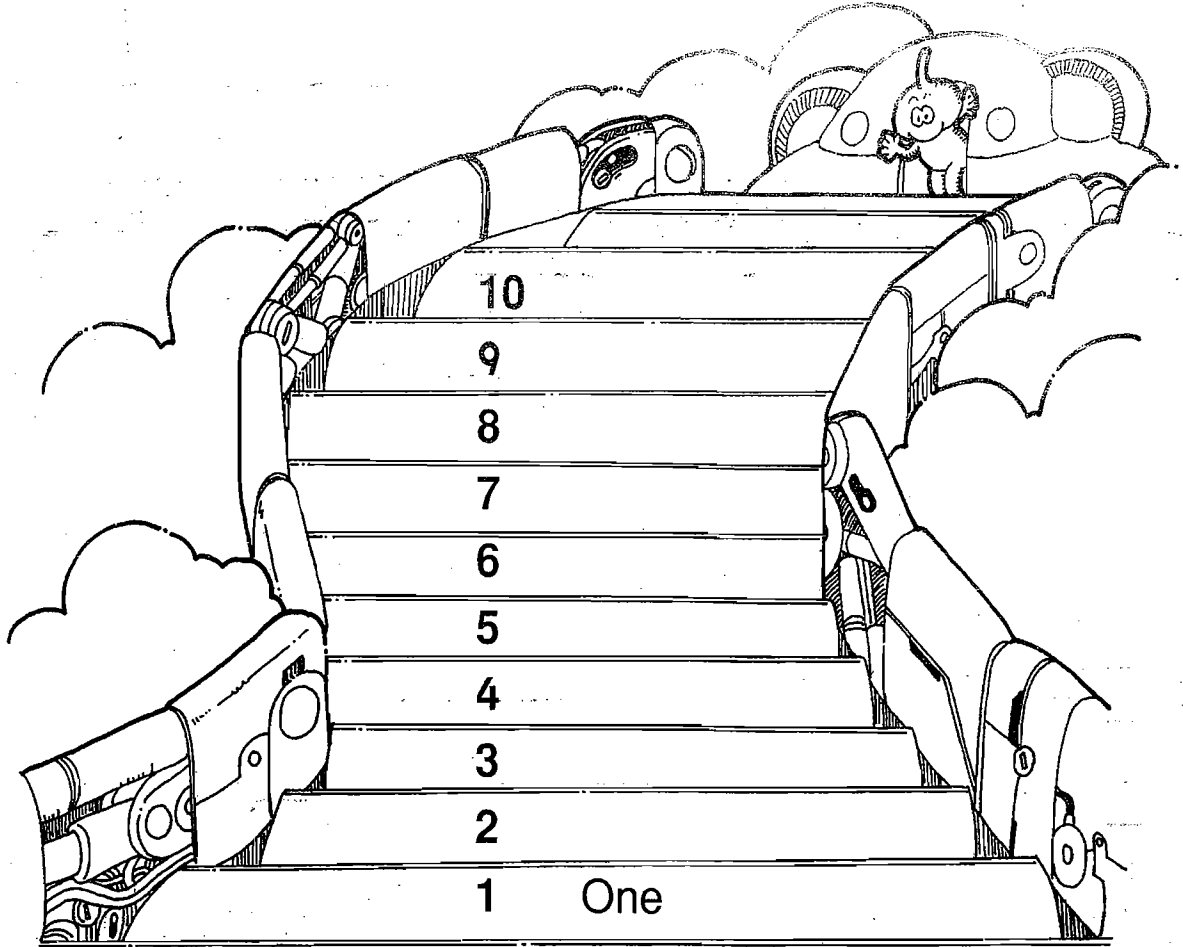


Unit 9

Mark: _____


Date: _____

A Write the numbers in English.




B How many?

1




_____ dog

2



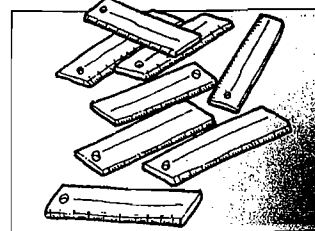
_____ cars

3



_____ balls

4



_____ ruler


Unit 9

Mark: _____


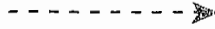
Date: _____

C Count and write.

1


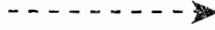



one boy

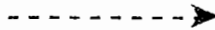


two boys


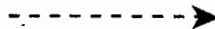

2



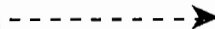

3



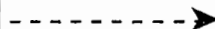

4



5



6




Unit 9

Mark: _____

Date: _____

D How many?



1 How many boys are there?

Three boys

2 How many girls are there?

3 How many apples are there?

4 How many dolls are there?

5 How many cars are there?

6 How many dogs are there?

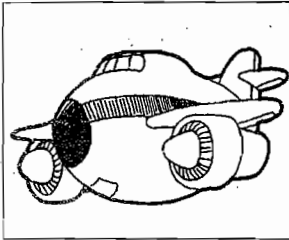
Unit 9

Mark: _____

Date: _____

E Ask questions.

What How How many




1 A : _____ can you see in the picture?

B : A plane.

2 A : _____ is this?

B : It is an elephant.




3 A : _____ birds are there?

B : Five birds.

4 A : _____ is Miss Lee?

B : A teacher.




5 A : _____ are you?

B : Fine, thanks.

6 A : _____ apples


are there?

B : No apples.




10 Faces

A Talk about the picture.



Point to her nose.



B Fun reading

1 Hello, children.
My name is Bobo.



2 This is my hair.



3 This is my nose.



4 This is my eye.



5 This is my mouth.




6 This is my ear.




C A game


1 You are Pam.




No, I am not. I am Betty.




2 You are Tom.




Yes, I am.



3 He is David.




No, he is not. He is Don.



4 She is Pam.




No, she is not. She is Ann.



5 He is Tom.



No, he is not. He is Tim.




D Learn these sentences.

1 We are nurses.




2 They are doctors.



3 We are drivers.




4 They are teachers.




E Read and act.

1 I am Tom. He is Peter.
We are friends.



2 He is Tom. He is Peter.
They are friends.




Unit 10

Mark: _____

Date: _____

A Fill in the blanks.



1 my eye

2 my _____

3 my _____

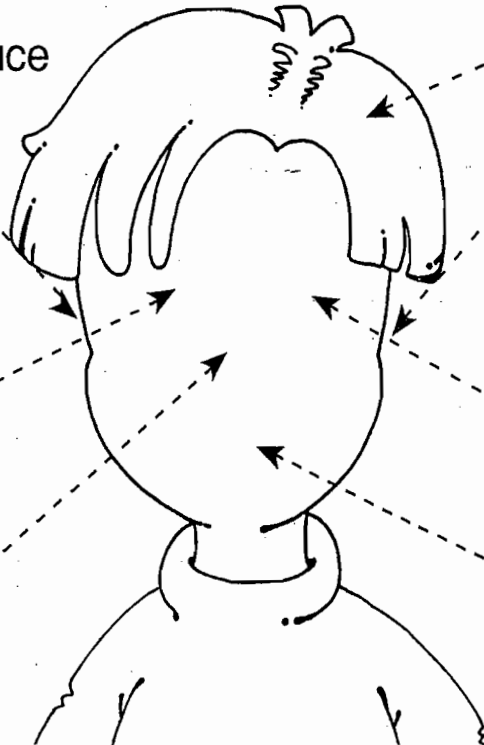
4 my _____

5 my _____



B Draw and write.

My face



1 my hair

2 my _____

3 my _____

4 my _____

5 my _____

6 my _____

7 my _____



Unit 10

Mark: _____


Date: _____

C Fill in the blanks.

am

is


are



1 I _____ a boy.

2 You _____ a boy.

3 We _____ boys.



4 He _____ a doctor.


5 She _____ a doctor.

6 They _____ doctors.

D Fill in the blanks with am, is or are.

1 Sam : He _____ Tom. She _____ Mary.

They _____ friends.



2 Lily : I _____ a nurse.


She _____ a nurse.

We _____ nurses.



3 Sam : You _____ a driver.

I _____ not.



Unit 10

Mark: _____


Date: _____

E Fill in the blanks with I, You, He, She, We or They.

1
I am a girl.
She is a girl.



We are girls.




2



_____ am a nurse.
_____ are a nurse.

_____ are nurses.



3



Mr Lee is a doctor.
Mr Chan is a doctor.
_____ are doctors.

4



_____ is a teacher.
_____ is a teacher.
_____ are teachers.



Unit 10

Mark: _____

Date: _____


F Fill in the blanks.

am is are am not is not are not


1 I _____ Mary.
He _____ Tom.




2 You _____ a teacher.
I _____.




3 You _____ my friend.
He _____.



4 He _____ Peter.
She _____ Jane.



5 She _____ a woman.
You _____.



6 She _____ a nurse.
You _____.



TEST 1

(Units 1 - 3)

Total mark

I Matching. (12%)

e.g.

D

a

1

G

e

2

H

d

3

F

g

4

F

h

5

B

b

6

A

f



II Fill in the missing letters. (12%)

e.g.	A	<input type="text"/>	C	D	E	e.g.	<u>B</u>
1	c	d	e	f	<input type="text"/>	1	<u> </u>
2	D	E	F	<input type="text"/>	H	2	<u> </u>
3	h	i	<input type="text"/>	k	l	3	<u> </u>
4	<input type="text"/>	N	O	P	Q	4	<u> </u>
5	r	s	t	u	<input type="text"/>	5	<u> </u>
6	H	I	<input type="text"/>	K	L	6	<u> </u>

III Make words to complete the sentences. (10%)

e.g.	<input type="text"/>	e.g.	Come here, <u>please</u> .
1	<input type="text"/>	1	What is your <u> </u> ?
2	<input type="text"/>	2	Point to the <u> </u> .
3	<input type="text"/>	3	Please come <u> </u> .
4	<input type="text"/>	4	Please sit <u> </u> .
5	<input type="text"/>	5	Say 'hello' to a <u> </u> .

IV Fill in the blanks. (14%)

This is a ...

1

2

3

4

5

6

7

The crossword puzzle grid consists of the following structure of empty cells:

- Row 1: 10 cells (Clue 1)
- Row 2: 10 cells (Clue 2)
- Row 3: 10 cells (Clue 3)
- Row 4: 10 cells (Clue 4)
- Row 5: 10 cells (Clue 5)
- Row 6: 10 cells (Clue 6)
- Row 7: 10 cells (Clue 7)

Clue 1: A door with a handle and two windows.

Clue 2: A ball with a net.

Clue 3: A simple chair.

Clue 4: A doll with pigtails and a bow.

Clue 5: An open book.

Clue 6: A desk with a chair and drawers.

Clue 7: A window with curtains.



V Write 'Yes' or 'No'. (14%)

e.g.


This is a ball.



Yes

1

This is a bus.




2

This is Tom.



3

This is a doll.



4

This is a desk.



5

This is Mary.



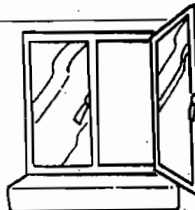
6

This is a plane.




7

This is a chair.




VI Rearrange the words. (12%)

e.g. 

Tom/am/I
I am Tom.

1 

a/is/boat/This

2 

to/Point/a/desk

3 

please/,/down/Sit

4 

name/Spell/please/your/,

5 

I/Betty/Hello/./am

6 

Miss/morning,/Chan/Good

VII What are they saying? Write the letter only. (21%)

A Goodbye.

C Sit down.

E My name is Tom.


G Spell your name, please.



B Stand up.

D Hello.


F This is a ball.

H Point to a window, please.







VIII Look and write. (5%)



A: This is a car.




B: Go back _____



C: _____,
boys and girls.



D: Point to the _____,



E: Stand _____,



F: _____, sir.

TEST 2

(Units 3-5)

Total mark

I Find the missing letters. (12%)

e.g. A B D E

e.g. C

1 <input type="text"/>	R	S	T	U
q	2 <input type="text"/>	s	3 <input type="text"/>	u

1 _____
2 _____
3 _____

4 <input type="text"/>	I	J	K	L
h	5 <input type="text"/>	6 <input type="text"/>	k	l

4 _____
5 _____
6 _____

L	7 <input type="text"/>	N	O	8 <input type="text"/>
l	m	9 <input type="text"/>	o	p

7 _____
8 _____
9 _____

C	D	10 <input type="text"/>	F	11 <input type="text"/>
c	d	e	12 <input type="text"/>	g

10 _____
11 _____
12 _____



II Make words. (14%)

e.g.

o b
o k

e.g.

book

1

o l
o k

1

2

o d
o g

2

3

h s
i f

3

4

l l
d o

4

5

l l s
e p

5

6

e l e
p s a

6

7

e e n
n c s
t e

7



III Fill in the blanks. (18%)

1
2
3
4
5
6

1. A 3-letter word starting with 'E' (Eraser).

2. A 4-letter word starting with 'C' (Chicken).

3. A 10-letter word starting with 'B' (Blackboard).

4. A 5-letter word starting with 'R' (Ruler).

5. A 2-letter word starting with 'C' (Children).

6. A 3-letter word starting with 'R' (Rabbit).




IV Fill in the blanks. (8%)

e.g.




Look at
your books.

1




Stand _____.

2



Point _____
a window.

3



Sit _____,
please.

4




Come _____,
please.




V Underline and write the correct answers. (15%)

e.g. I am Tom.  e.g. am


is
are

1 Here you are.  1 _____


is.
am.

2 This is a picture.  2 _____


am
are

3 How are you?  3 _____

is
am

4 Give me a dog, please.  4 _____

I
my


5 Look at your books.  5 _____

you
me


VI Fill in the blanks. (15%)

Look Point Draw Read Give Write

e.g.




Look at your books.




_____ a desk.

2




_____ a sentence, Betty.

3




_____ the sentence, Peter.

4



_____ to a chair, Tom.

5




_____ me a pencil, Tom.

VII Choose the best answer for each picture. Write the letter only. (9%)

- A Fine, thank you.
- B Come here, Tom.
- C Good morning, Tom.
- D See you.
- E Here you are.




e.g. C



1 _____



2 _____



3 _____



VIII Look and write. (9%)


Give me a chair, please.

Point to a chair.


Come to the blackboard, Tom.

Draw a chair, Tom.


1



2



3





TEST 3

(Units 6-8)

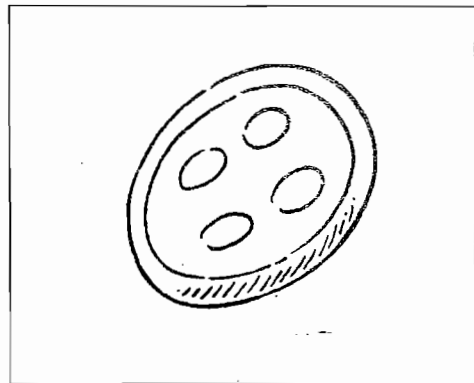

Total mark

I Finish the sentences. (10%)



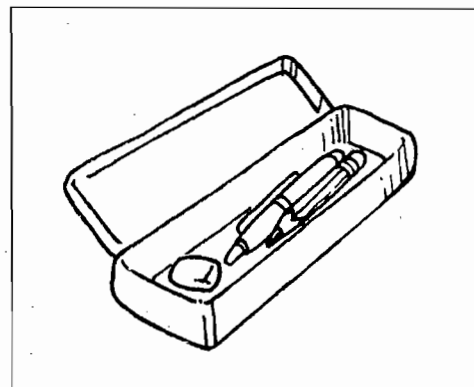
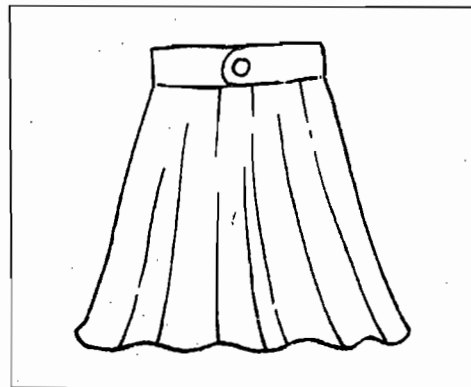
e.g. This is a fish.

1 This is _____.



2 This is _____.

3 This is _____.



4 This is _____.

5 This is _____.




II Who are they? Fill in the blanks. (12%)

Mr Mrs Miss




e.g. Mr Lee



4 _____ Wong



5 _____ Wong



6 _____ Wong

III Finish the sentences. (10%)

I me my



1 _____ am Tom. _____


2 Peter is _____ friend.

3 Give _____ your car,
Peter.

This is Paul.

4 He is _____ friend.

5 Give _____ your bus,
Tom.



IV Fill in the blanks. (12%)

He is She is It is



Ann



Bill



Lucky



Mrs Ho



Mr Chan



e.g. Ann is my friend.
She is a girl.


1 Mr Chan is a teacher.
_____ my teacher.

2 Bill is a boy.
_____ my friend.


3 Lucky is my friend.
_____ a dog.

4 Mrs Ho is a woman.
_____ a nurse!


V Make true sentences. (15%)




e.g. I have a book.




1




2



3

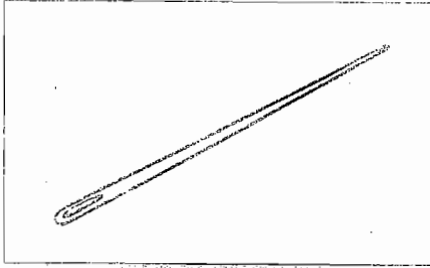


4



5

VI Answer the questions. (15%)



e.g. What is this?
It is a needle.



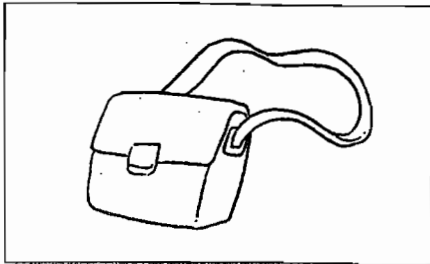
1 What is this?



2 What is she?



3 What is Mr Lo?









4 What is this?



5 What is he?

VII What are they saying? (10%)

- A Goodbye, Mary.
- B Here you are.
- C What is Mr Lo?
- D Give me a pencil box, please.
- E How are you?
- F What is this?

<p>e.g.</p>  <p>A Goodbye, Tom.</p>	<p>1</p>  <p>Here you are.</p>
<p>2</p>  <p>He is a teacher.</p>	<p>3</p>  <p>It is a bottle.</p>
<p>4</p>  <p>Thank you.</p>	<p>5</p>  <p>Fine. Thank you.</p>

VIII Parallel writing. (16%)

A



Mrs Chan is my teacher.

- A**
- 1 This is Mrs Chan.
 - 2 She is a woman.
 - 3 She is a teacher.
 - 4 She is my teacher.



- B**
- 1 This _____.
 - 2 _____.
 - 3 _____.
 - 4 _____.

B



Mr Wong is my driver.

C



Miss Lee is my nurse.

- C**
- 1 _____.
 - 2 _____.
 - 3 _____.
 - 4 _____.

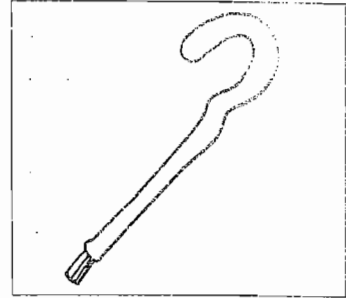
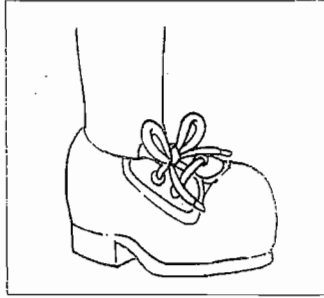

TEST 4

(Units 8-10)


Total mark

I Write the right word under each picture. (10%)

This is ...



e.g. a gate 1 2



3 4 5

II Fill in the blanks. (10%)

1 My _____

2 My _____

3 My _____

4 My _____

5 My _____

V Ask and answer the questions. (10%)



e.g. A: What is he?
B: He is a fireman.




1 A: What is _____?
B: _____



2 A: What is _____?
B: _____



3 A: What is _____?
B: _____



4 A: What is _____?
B: _____




5 A: What is _____?
B: _____

IX What are they saying? (10%)

- A Give me a pen, please.
- B Come here, children.
- C Draw a cat, Peter.
- D How are you?
- E Read the sentence, May.
- F How many books are there?

e.g.



1



2



3



4




5



VIII Join the words to make true sentences. (8%)

e.g.

a is are
This shirt.




1

there? dogs How
many are dog




2

They are my
is friends.



3

Give a coat,
me please.
an



4

I am
a boy.
not is



VI Fill in the blanks. (10%)

It is He is You are She is We are They are

_____ good friends.



2

_____ good children.



3

_____ a driver.



Yes, I am.

4

_____ a doctor.



5

_____ a nurse.



VII Fill in the blanks. (10%)

in


to

up


at

down


1 Please stand _____, John.



2 Point _____ the picture.



3 Look _____ the blackboard,
May.



4 Come _____, Peter.




5 Sit _____, Sally.



X Choose the right answer for each picture. (10%)

- A He is a doctor.
- B No, I am not
- C Here you are.
- D Yes, they are.
- E Eight.
- F It is a car.

e.g.



Test 4